



**Putsch**<sup>®</sup>  
GROUP

## THE BEST WAY TO CUT

- Especially for extremely thick safety glass
- Simple and flexible handling
- Time saving
- High stability of glass panels
- Highly accurate cuts

# Putsch<sup>®</sup> SVP 1080

## Automatic Vertical Panel Saw

- For Thick Glass and Marble
- Save, Stable and Space-Saving
- Italian Craftmanship, American Service



#### **ABOUT PUTSCH<sup>®</sup>**

For over 140 years, the Putsch<sup>®</sup> Group has been building machinery for the sugar, filtration, glass and woodworking industries that meet the highest standards of precision and production quality.

From our plant in Poggibonsi, Italy, we proudly build the Putsch<sup>®</sup> SVP 1080 vertical panel saw, specifically designed for cutting heavier flat glass types such as fire-rated, security and other multi-laminates. The saw is also effective for sizing marble slabs.

Putsch<sup>®</sup> expertly services North America from our location in Asheville, NC where we can provide live demonstrations and test cuts, in-stock spare parts and technical support.





Putsch® technology can be found in production and fabrication facilities around the world. The Putsch® SVP 1080 vertical saw is utilized by most of the major global producers of fire-rated, security, sound-resistant, armored and other multi-laminate glass.

The saw is ideally suited to cut material from 10 mm to 70 mm in thickness. If cutting a thinner multi-laminate or wire glass, we encourage that you send us samples that can be test cut on our demonstration machine in Asheville, NC.





®

# Putsch®

## GROUP

### DESIGNED FOR PRECISION, EASE OF USE AND PRODUCTION


The vertical design of the Putsch® SVP 1080 saves space, can be safely operated by only one person, and is easy to load and unload. The saw can be integrated with your existing water system or Putsch® can provide a pump and water tank system. There is no better way to make straight-line horizontal and vertical cuts.

Starting with a vibration-absorbing steel frame, every Putsch® SVP 1080 is built to withstand long production runs without compromising quality. The saw delivers an accurate cut that is within 1/10th of a millimeter over one meter.

The saw head rotates for both horizontal and vertical cuts, and can also be tilted for miter cuts (0° to 45° in 5° increments with a patented 22.5° setting). The saw carriage rides smoothly along linear guide rails as the material being cut rests stationary on the inclined support surface.

Embedded throughout the support panel are a series of stationary and mechanically actuated touch pins that allows the supporting tension to conform to the material even if the material is not perfectly flat.

Safety features are found throughout the SVP 1080. Multiple safety stops are within ready reach of the operator, the saw will operate only when the proper protocol has been followed.








## Manual, Semi-Automatic and Fully Automatic Operation



Through our Allen-Bradley powered control board with touchscreen display, the operator can control how the saw is operated based on the task at hand.

- Manual option for one-time cut-offs.
- Semi-automatic offers a pause between programmed, repeat cuts. After a cut is performed, the saw will move into a rest position until the operator is ready for the next programmed cut. This is the preferred setting for operators who need extra time to remove previously cut material.
- Fully Automatic will run through a complete cut recipe to offer faster production of smaller cuts. The PLC can store numerous dimensional cut quotes that can be called upon at a moment's notice.

The PLC is ethernet capable for remote troubleshooting and software updates from our technical center.







### Grande stabilité du plateau - Facilité at flexibilité d'emploi - Economie de temps - Qualité de l'exécution

- Distributeur automatique breveté de cales d'épaisseur, pour le maintien de l'écart du trait de scie dans les coupes horizontales.
- Grande productivité grâce à la manutention minime des plateaux: une fois le plateau positionné sur la machine, un seul opérateur peut effectuer toutes les coupes verticales et horizontales.
- Possibilité des coupes chanfreinées de 5° en 5° jusqu'à 45°, y compris l' angle de 22,5° (breveté).
- Retour rapide du chariot.
- Supports réglables pour garantir la stabilité du plateau.
- Plan d' appui horizontal inférieur à rouleaux pour le déplacement des plateaux.
- Nouveau châssis renforcé pour éliminer les vibrations.
- Plan d'appui en matière résistant au liquide lubrifiant.
- Plan d' appui vertical muni de dispositifs mécano-pneumatiques brevetés qui garantissent la meilleure stabilité des plateaux.
- Avance de la tête porte-outil automatique avec réchange de vitesse en continu.
- Commandes regroupées sur un boîtier bien accessible a l'opérateur avec une système de programmation des mesures de coupe.

### Gran estabilidad de la hoja - Facilidad y flexibilidad de uso - Economía de tiempos - Calidad de ejecución

- Distribuidor neumático patentado de cunas de material plástico, que complementan el corte horizontal.
- Alta productividad con mínimos movimientos de la hoja: una vez en posición, se pueden realizar con un solo operario todos los cortes, ya sean verticales y horizontales.
- Posibilidad de realizar cortes inclinados de 0° a 45°, de 5° en 5° incluida inclinación de 22,5° (patentada).
- Rápido retorno del carro.
- Soportes regulables para garantizar la estabilidad de la hoja.
- Plano de apoyo horizontal con rodillos, para el deslizamiento de la hoja.
- Nuevo bastidor de apoyo, reforzado, para eliminar vibraciones.
- Plano de apoyo resistente a los líquidos refrigerantes.
- Plano de apoyo dotado de dispositivo mecánico a neumático, patentado, que garantiza una mayor estabilidad de la hoja.
- Avance automático regulable y continuado desde la cabeza del portahoja.
- Mandos agrupados en un panel con programador de corte.



®

**Putsch**  
**GROUP**

EXCELLENCE IN TECHNOLOGY

## Technical Specifications

<b>Maximum Vertical Cut</b>	8 feet, 3 inches 8 feet, 11 inches 10 feet, 10 inches	2520 mm 2720 mm 3320 mm
<b>Maximal Horizontal Trim Height</b>	7 feet, 9 inches 8 feet, 5 inches 10 feet, 5 inches	2380 mm 2580 mm 3180 mm
<b>Maximum Length of Cut</b>	10 feet, 2 inches 16 feet, 8 inches 22 feet, 10 inches	3200 mm 5100 mm 6980 mm
<b>Cutting Depth</b>	3/8 inch to 2 3/4 inches	10 mm to 70 mm
<b>Cutting Speed</b>	6 5/16 inches to 6 1/2 feet / min.	160 mm to 2000 mm / min.
<b>Motor Output</b>	5.5 hp	4 kW
<b>Blade Diameter</b>	13.78 inches Diamond Blade	350 mm Diamond Blade
<b>Overall Height</b>	11 feet, 7 inches 12 feet, 3 inches 15 feet, 6 inches	3450 mm 3740 mm 4740 mm
<b>Overall Length</b>	15 feet, 9 inches 21 feet, 8 inches 28 feet, 1 inch	4820 mm 6610 mm 8570 mm
<b>Overall Width</b>	5 feet, 4 inches	1640 mm

In order to better illustrate the technologies used, the machines and installations are partially pictured without the necessary safety systems. It is explicitly advised, that all machinery and equipment is only permitted to be operated according to the operating manual.

Machines and installations pictured in this brochure are partially equipped with options available at additional costs. Description and technical data according to knowledge available at time of printing. Subject to change.

© 2013. All rights reserved by Putsch® & Comp., Inc.

[www.putschusa.com](http://www.putschusa.com)

**Putsch® & Company, Inc.**, P. O. Box 5128 · Asheville, NC 28813 · USA  
☎ +1 (828) 684-0671 · Fax: +1 (828) 684-4894 · [info@putschusa.com](mailto:info@putschusa.com)